

ORDER FORM / MEASURING GUIDE

• **EMAIL:** orders@centurysd.com or **FAX:** 973-785-0777

• **MEASURE THE EXACT FINISHED OPENING.** Century will provide deductions.
• *Note if walls or sill dimensions vary*

CUSTOMER _____ CONTACT NAME _____ DATE _____

PHONE # _____ FAX # _____ PO # _____

Circle enclosure you are ordering: Glasstec Brassline Centec Lucette Crest Caprice

Model # _____

Metal Finish _____

Glass _____

Height: Standard _____

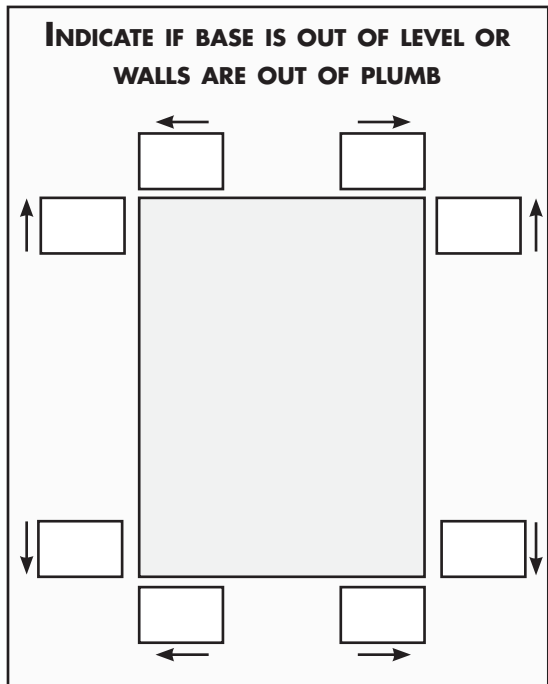
 Custom _____ Full _____

Hardware Upgrade _____

Special Instructions _____

Unit as Shown Reverse

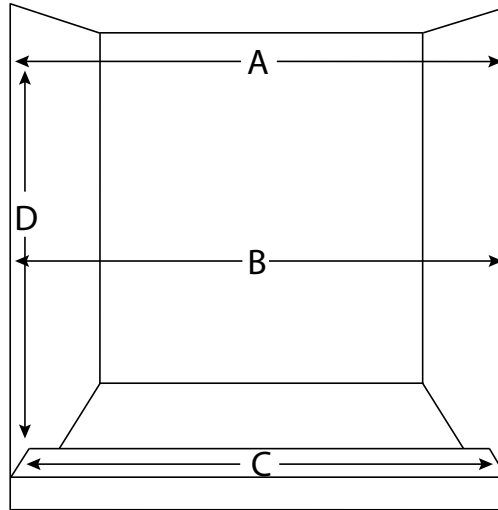
Shower Head: Left Right



Internal Use Only:

Quoted List \$ _____ Quoted By: _____

Sliding Stall Enclosure



A

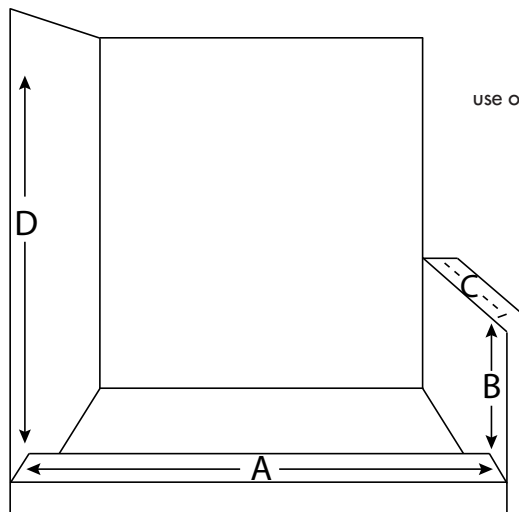
B

C

Height D

Use Centerline Dimension for All Enclosures

Corner Sliding Stall



use only if buttress wall

A

B

C

D

E

F

Use Centerline Dimension for All Enclosures

Customer Signature - Required to Confirm Dimensions Submitted