

## GGPA 1627 - Frameless Glass to Glass Hinged Door and Panel

### Features:

- Dual swing option available. (Swing out standard)
- 6" C-pull handle included. (Upgrades available)
- 9/16" X 5/8" standard wall channels.
- Delfector sweep and "L" vinyl to seal the unit door.
- Base wall channel can be replaced with clips (contact for more info).

### Configurations:


- Consists of single door and inline panel.

### Glass coating option:

- Diamon-Fusion treatment helps protect the build up of soap scum and hard water deposits and reduces cleaning time by 50%. Simply wipe down with a washcloth or squeegee after showering.

### Codes/Standards

Tempered Glass  
ANSI Z97.1  
16 CFR 1201



### • Material

High polished anodized aluminum.

### • Colors

Available in Polished Chrome, Satin Nickel, Gold, Painted colors (6), available upon request

### • Century Bathworks 3 year Limited Warranty

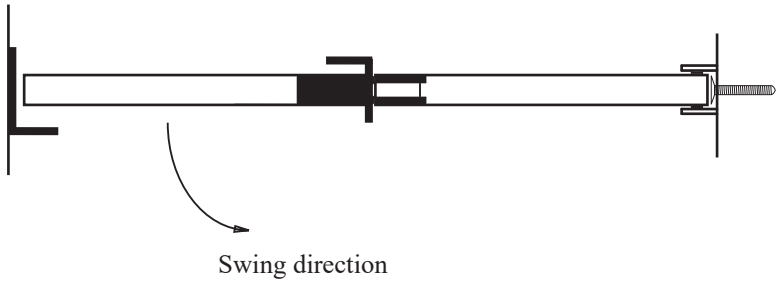
See website or call for detailed information.

### • Specifications

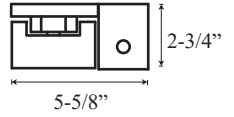
Model Number:	GGPA-1627
Door Type:	Single door and inline panel
Opening Style:	Hinged
Glass thickness:	3/8" or 1/2"
Assembly:	Read installation guide
Country of origin:	United States of America

# GGPA 1627 - Frameless Glass to Glass Hinged Door and Panel

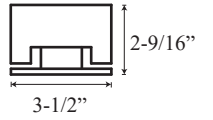
**Top View**



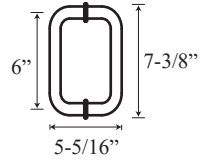
Glass to glass  
Top Hinge



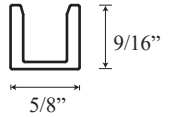
Bottom Hinge



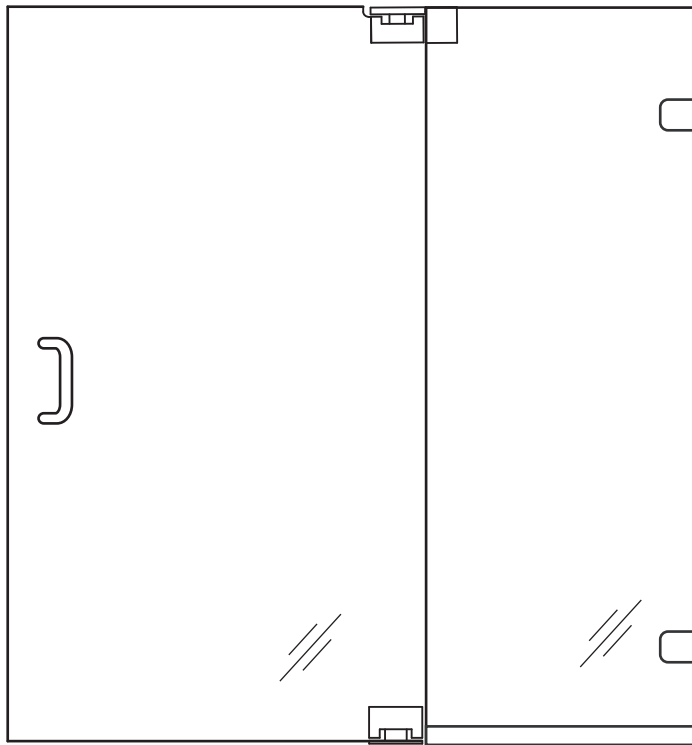
C-Pull Handle



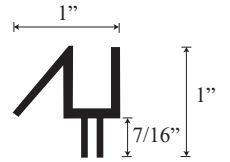
Wall Channel



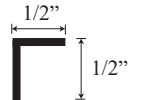
**Section or Side view**



Deflector Sweep



"L" Vinyl



Wall Clip

