

## CT-670/CS-1670 - Frameless Sliding Door

### Features:

- Round or flat header available.
- Towel bar included.
- Choice of 1/4" or 3/8" clear tempered glass standard. Upgrades available.
- Fillers available for out of plumb and out of level openings.
- Anti-jump safety clips for added safety.
- For out-of-level tub/walls, roller adjustment holes are provided.

### Configurations:


- Consists of two sliding door panels and one sidelight panel.

### Glass coating option:

- Diamon-Fusion treatment helps protect the build up of soap scum and hard water deposits and reduces cleaning time by 50%. Simply wipe down with a washcloth or squeegee after showering.

### Codes/Standards

Tempered Glass  
ANSI Z97.1  
16 CFR 1201



### • Material

High polished anodized aluminum.

### • Colors

Available in polished chrome, satin nickel, gold, brushed bronze, and polished nickel, painted colors, available upon request

### • Century Bathworks 3 year Limited Warranty

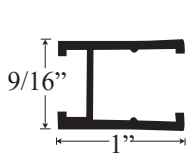
See website or call for detailed information.

### • Specifications

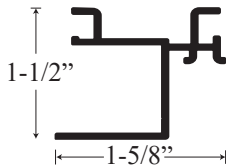
Model Number:	CT-670/CS-1670
Door Type:	Two sliding door and one sidelight panel
Opening style:	Sliding
Opening widths:	5" - 86"
Door sizes:	24 1/4" - 36"
Walk-through:	16 7/8" - 33"
Glass thickness:	1/4" or 3/8"
Assembly:	Read installation guide
Country of origin:	United states of America`

# CT-670/CS-670 - Frameless Sliding Door

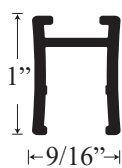
Wall channel upright



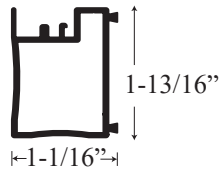
Header Insert



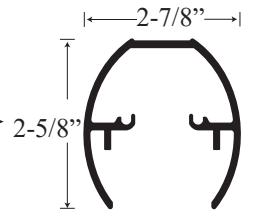
Header channel



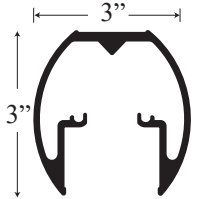
Corner channel upright



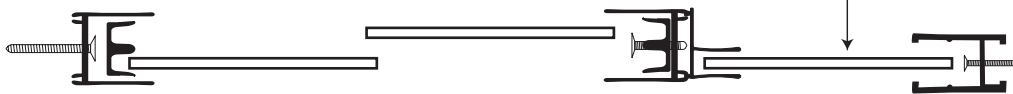
Round header



Extra strength round header

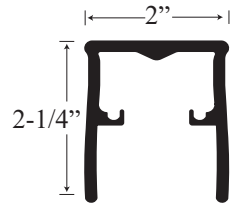


Top View

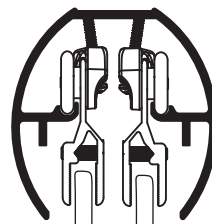


Sidelight glass panel

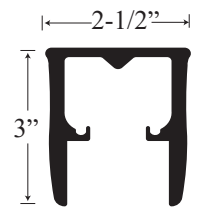
Flat header



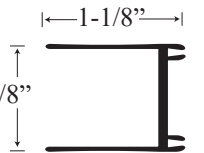
Section or Side view



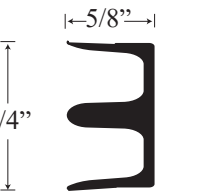
Extra strength flat header



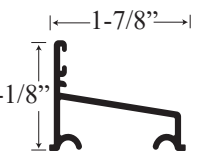
Wall jambs



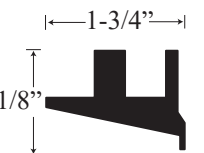
Rubber bumpers



Door track



Track guide



Height  
min 57 3/4"  
max 76-3/8"

Width (W)  
max 86"