

Glasstec BF-1629 Bifold

Features:

- Bifold doors operate with the ease of a conventional door
- Handle swings in a natural, ergonomic path.
- Slim 1" square brass header
- Stationary panel secured to wall
- Ideal for tight spaces-Easily clears vanities and toilets.
- Ideal for ADA applications
- Fully opened doors create a safer environment while bathing young children and adults.
- Standard 3/8" Glass.

Configurations:

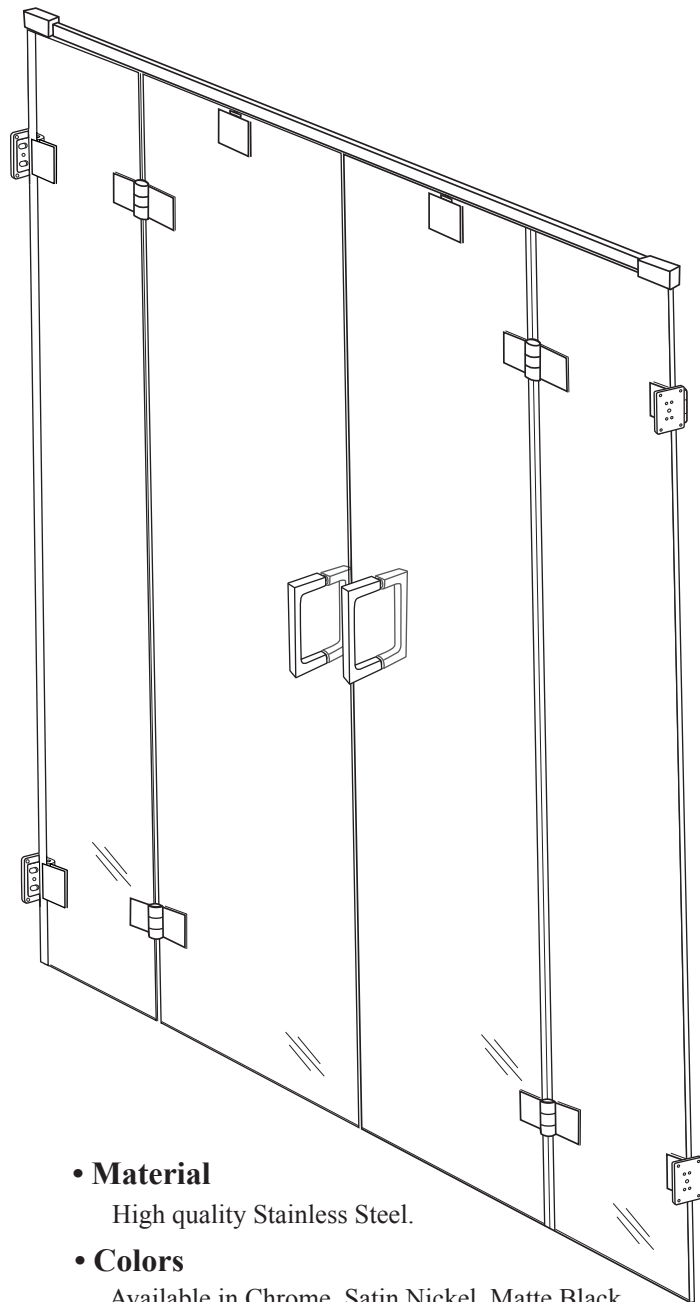
- Consists of dual doors pivoting glass panels.

Glass coating option:

- Diamon-Fusion treatment helps protect the build up of soap scum and hard water deposits and reduces cleaning time by 50%.
Simply wipe down with a washcloth or squeegee after showering.

Codes/Standards

Tempered Glass
ANSI Z97.1
16 CFR 1201



• Material

High quality Stainless Steel.

• Colors

Available in Chrome, Satin Nickel, Matte Black.

• Century Bathworks 3 year Limited Warranty

See website or call for detailed information.

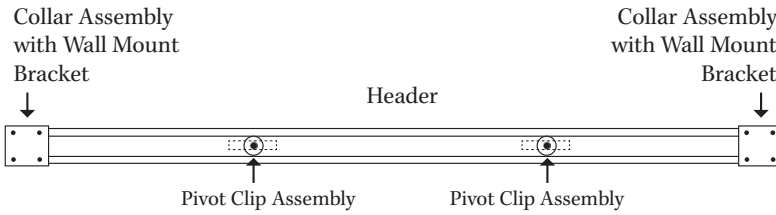
• Specifications

Model Number:	BF-1629
Door Type:	Dual hinged doors on panels
Opening style:	GG and Wall Hinge Assembly
Opening width:	Stock 45 - 60"
Opening height stall:	Up to 76"
Glass thickness:	3/8"
Assembly:	Read Installation Guide
Country of origin:	United States of America

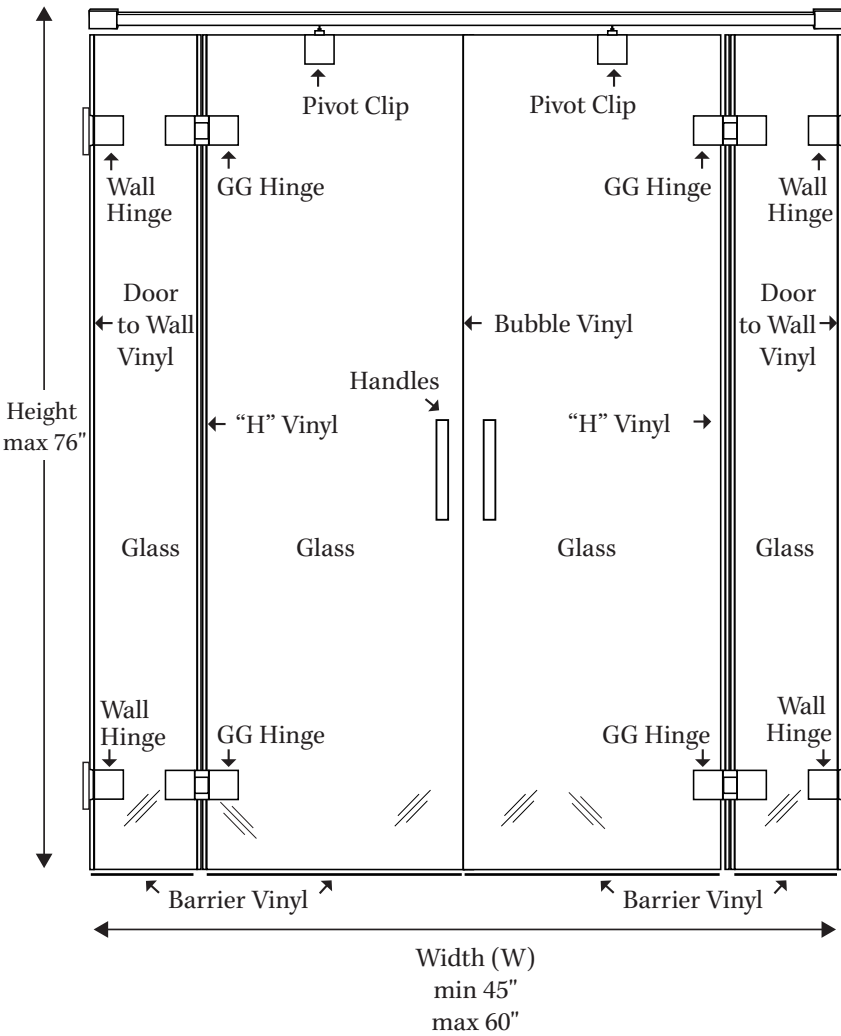
• For residential and hospitality use

Glasstec BF-1629 Bifold

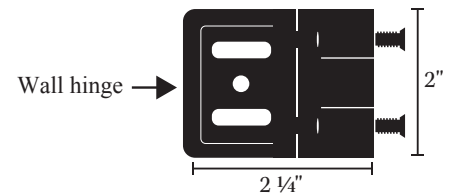
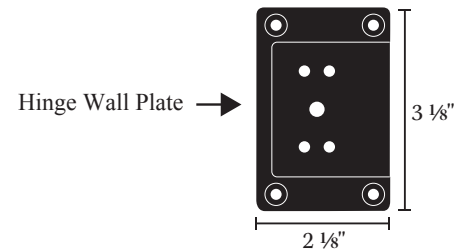
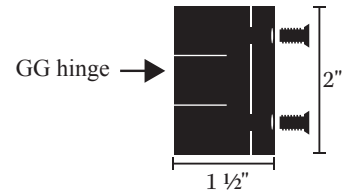
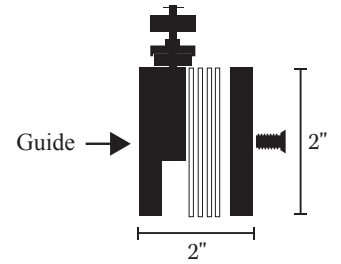
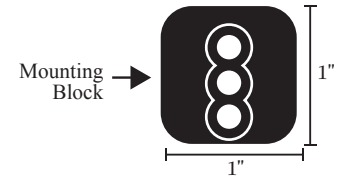
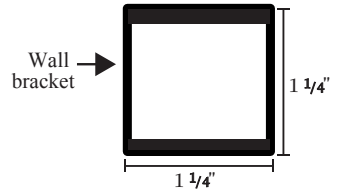
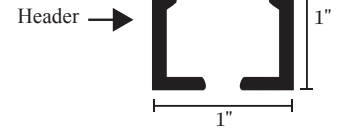
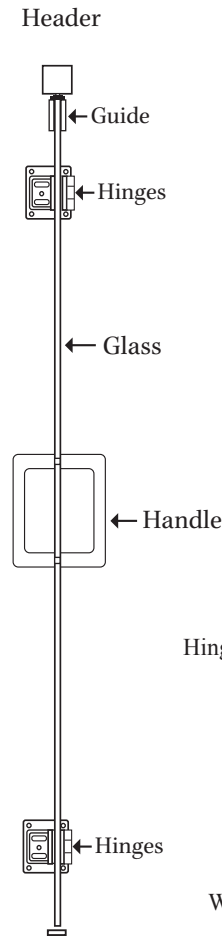
Top View



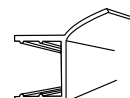
Front View



Side View



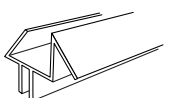
Bubble Vinyl



Door to Wall Vinyl



"H" Vinyl



Barrier Vinyl