



Please Fax to 973-785-0777

• MEASURE THE EXACT FINISHED OPENING. Century will provide deductions.

• Note if walls or sill dimensions vary

CUSTOMER _____ CONTACT NAME _____ DATE _____

PHONE # _____ FAX # _____ PO # _____

Circle enclosure you are ordering: Glasstec Brassline Centec Lucette Crest Caprice

Model # _____

Metal Finish _____

Glass _____

Height: Standard _____

Custom _____ Full _____

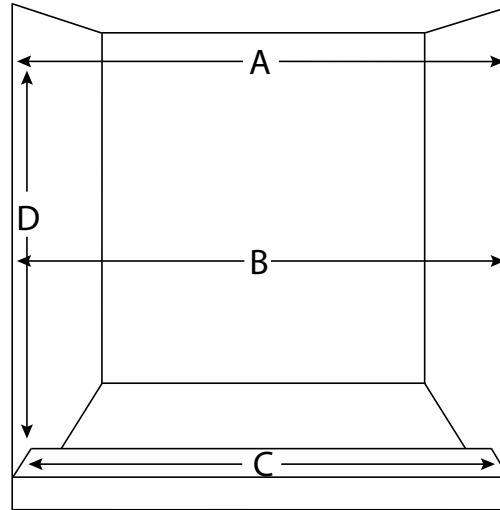
Hardware Upgrade _____

Special Instructions _____

Unit as Shown Reverse

Shower Head: Left Right

Sliding Stall Enclosure



A

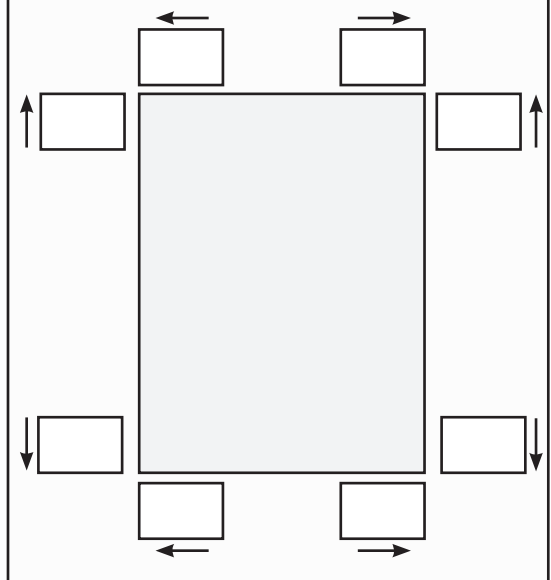
B

C

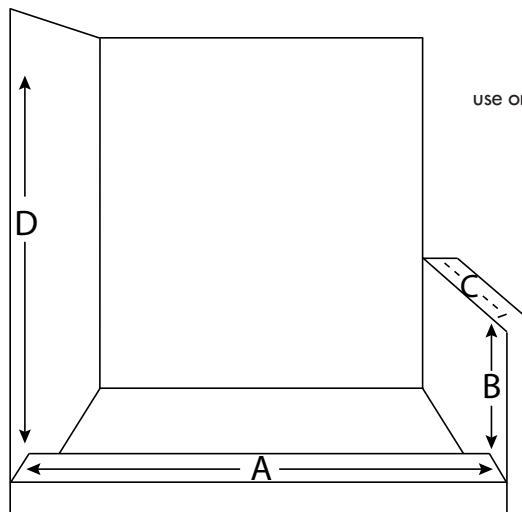
Height D

Use Centerline Dimension for All Enclosures

INDICATE IF BASE IS OUT OF LEVEL OR WALLS ARE OUT OF PLUMB



Corner Sliding Stall



A

B
use only if buttress wall

C

D

E

F

Use Centerline Dimension for All Enclosures

Internal Use Only:

Quoted List \$ _____ Quoted By: _____

Customer Signature - Required to Confirm Dimensions Submitted