

CENTURY BATHWORKS, INC.™
ORDER FORM / MEASURING GUIDE

• **EMAIL:** orders@centurysd.com or **FAX:** 973-785-0777

• **MEASURE THE EXACT FINISHED OPENING.** Century will provide deductions.

• **Note if walls or sill dimensions vary**

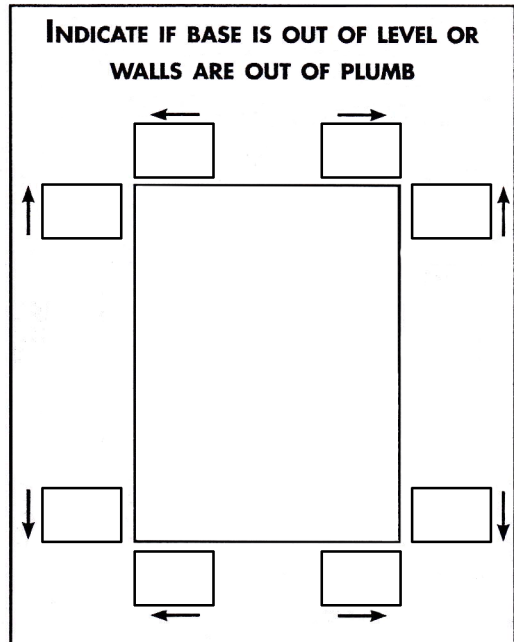
CUSTOMER _____ CONTACT NAME _____ DATE _____

PHONE # _____ FAX # _____ PO # _____

Circle enclosure you are ordering: **Glasstec**
 Model # _____
 Metal Finish _____
 Glass _____
 Height: Standard _____
 Custom _____ Full _____
 Hardware Upgrade _____

 Special Instructions _____

Hinge Location: **Left** **Right**
Steam unit MUST note hinge location
 Unit as Shown Reverse



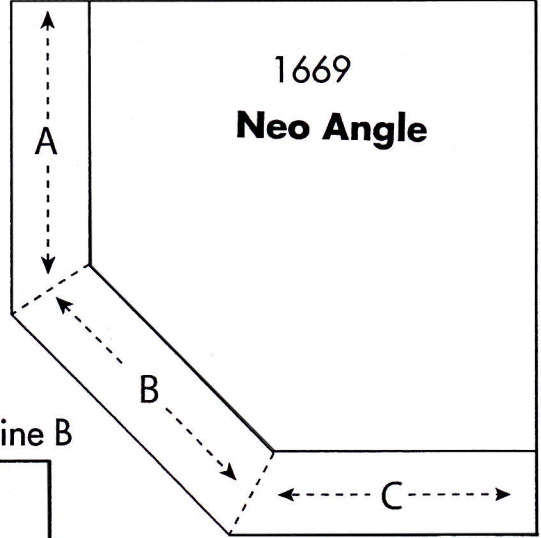
Internal Use Only:
 Quoted List \$ _____ Quoted By: _____

Brassline Centec
 Lucette Crest

Centerline A

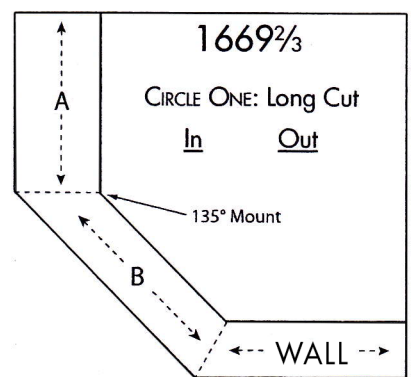
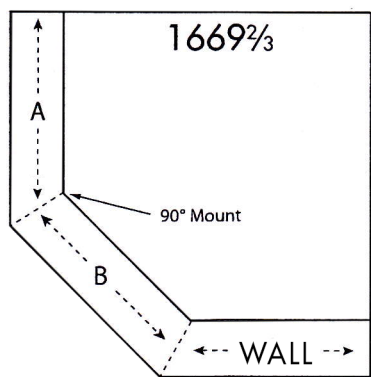
Centerline B

Centerline C



Circle Door Location →

A B C



135° Angle Standard - Indicate if custom angle _____

Use Centerline Dimension for All Enclosures

 Customer Signature - Required to Confirm Dimensions Submitted